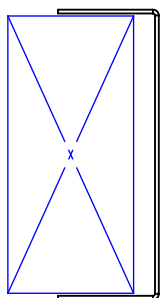


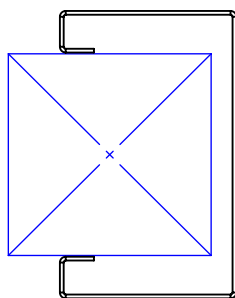
Options pour porte va-et-vient SP800:

Huisseries et Fixations inox :

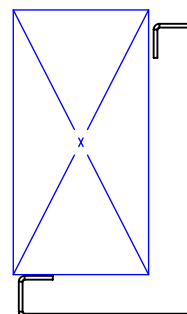
en U



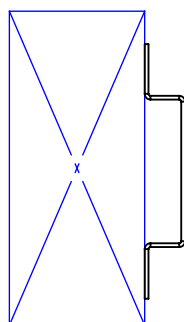
en C



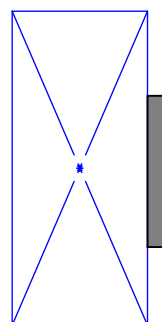
en L



Omega



Platine




Charnières :

Delrin avec mécanisme inox

Coloris :




Blanc neige



Bleu océan



Rouge coquelicot



Noir ardoise



Gris perle



Vert émeraude




Vert citron




Jaune mimosa

Oculus **bi-affleurant** ép. 15mm :


Rond ϕ 350



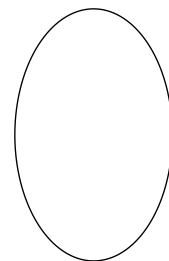
Oblong 500x300



Ellipse 400x250 oblique



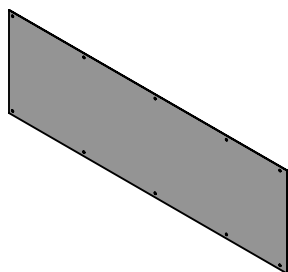
Ellipse 400x250



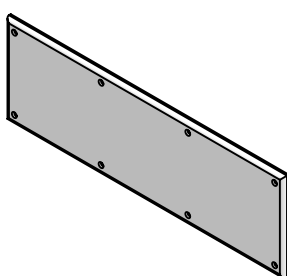
Protections :

Type: Plaque

Inox 304L
ép. 8/10è mm

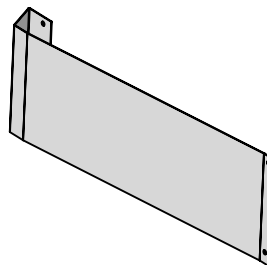


PEHD 500
ép. 15mm

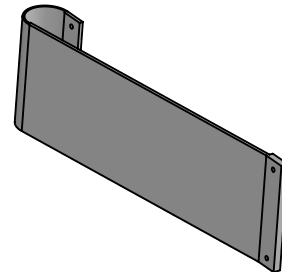


Type: Aile d'avion

Inox 304L
ép. 15/10è mm



PEHD 500
ép. 8mm



Pour toute autre demande spécifique, nous consulter

Type Porte :

SP800

OPTIONS

SPENLE 

F - 57400 SARREBOURG
Tél. +33 3 87 25 78 00
Fax. +33 3 87 25 70 57
E-mail. : info@spenle.fr